



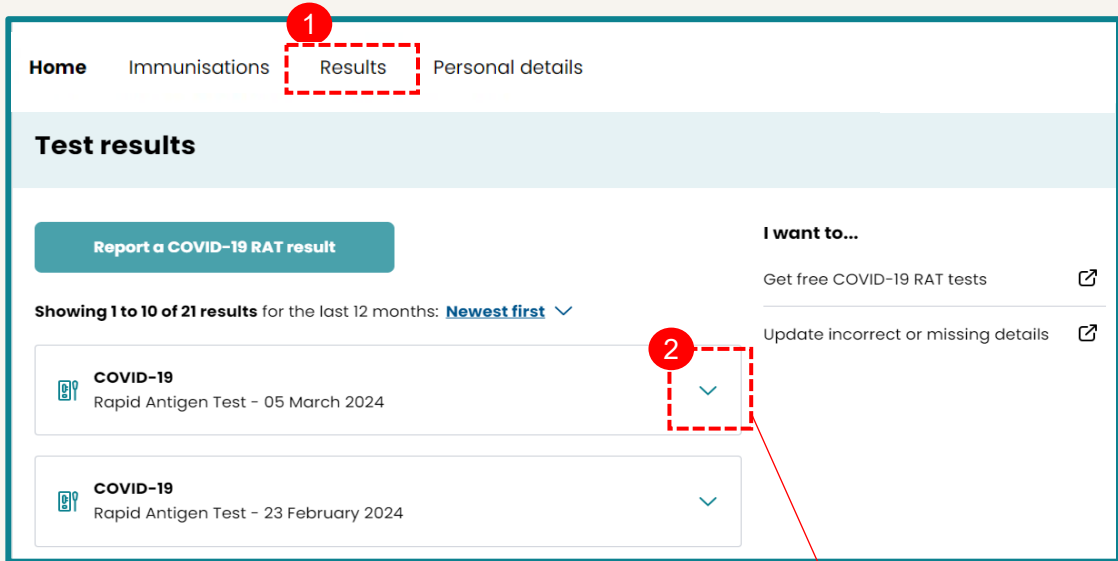
My Health Record User guide

COVID RAT reporting and results

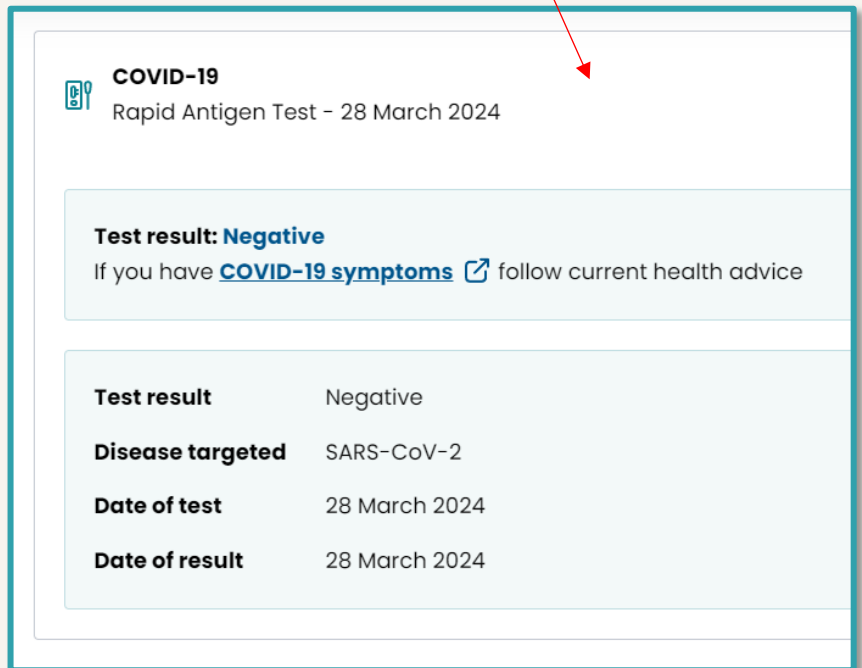
Viewing your COVID-19 Test Results Page

You can **view your COVID-19 test results on your My Health Record**.

1) Select the **'Results'** button on the navigation bar on the My Health Record home page. This will take you to the test results page.



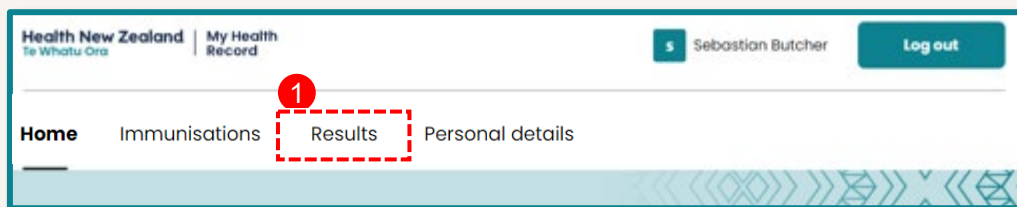
2) Select the **dropdown arrow** for more information about your COVID-19 test result.



Reporting a COVID-19 RAT Result

You can **report a COVID-19 test result for yourself or another person (with their consent)** on My Health Record.

1) Select the **'Results'** button on the navigation bar on the My Health Record home page.



2) On the **'Results'** page select the **"Report a COVID-19 RAT result"** button. You will be asked to complete the form, **enter the RAT result** and provide your mobile number or the mobile number for the person whose RAT result you are reporting.

When reporting a RAT result on behalf of someone else you will also need their NHI Number, Full Name and date of birth.

